

# Our Learning

Week 1

Home Learning

## **Phonics:**

This week, the children have been learning the phoneme 'z' and the digraphs 'ch' and 'qu'. We have also practised reading plural words that end in 's', such as *cats*, *dogs*, and *cups*. The tricky words we have learnt this week are 'go', 'no', 'to' and 'into'.

The flashcards for the new sounds will be in bookbags on Fridays.

Please complete the phonics activity below, as this will help support your child in consolidating their phonics knowledge.

[For parents | Letters and Sounds](#) for pronunciation of phonemes

## **Reading:**

Your child will continue to bring home a new reading book each week. Please enjoy looking through the book together each day and record your reading in the diary. **Make sure your child's reading book and diary are in their book bag and brought to school each day**

## **Tricky words**

Please continue to practise reading your tricky words at home using your tricky word book. Tick them off when they know them on sight.



## **Maths suggestion**

In Reception, we have been learning about the number **0**. We used dice numbered **0–5** to practise our **subitising** skills.

Can you collect 5 objects? Find **one less** until you have **zero**.

## **Next Week**

**Maths:** In our maths lessons, we will revisit the composition of numbers to 5. We will use pictures of everyday objects to help recognise numbers 0–5 and explore how they can be arranged and combined. For example, “*I can see one blueberry and four bananas, which makes five.*”

**Topic:** In our topic lessons, we will begin the week by reading the book *Have You Filled a Bucket Today?* We will discuss our school rule of **respect** and explore ways we can “fill someone’s bucket” through kind and thoughtful actions.

**Phonics:** In our phonics lessons, we will be learning the digraphs 'sh', 'th', 'ng' and 'nk'. We will also be learning the tricky words 'she', 'push', 'he' and 'of'.

## **Reminders**

- P.E. lessons have started this week. If you have not already done so, please remember to bring your child's P.E. kit into school as soon as possible.

Dear Parents and Carers,

We would like to thank you for all the very generous cards and gifts given to the staff before the Christmas break. They were greatly appreciated.

Thank you,  
Mrs Allan, Miss Hales and Mrs Webb




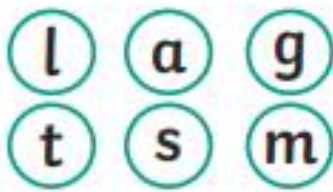



# Phase 2 Say It, Join It, Write It Activity 2

Look at the picture. Say the word. Join the letters to build the word. Write the word in the boxes.

say it



join it



write it

--	--	--

--	--	--

--	--	--

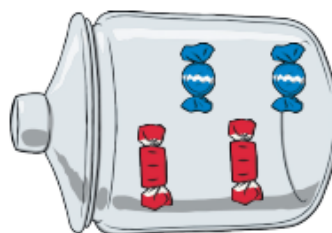
--	--	--

--	--	--

--	--	--

## Where is Zero?

Can you see zero? Look at the pictures on the page and place a counter on all the pictures that show zero.



Phonics sounds we have learnt this week.

## Little Wandle - Letters and Sounds Reception Phonics Home Learning



Phase 2 - Autumn 2 Week 3

Focus - Phonemes z / zz / qu / ch

Words with s /s/ added at the end (hats / sits)

Please support your child to practise and reinforce the phonemes and graphemes we are learning in school. More information and support can be found on the Little Wandle website - <https://www.littlewandlelettersandsounds.org.uk/resources/for-parents/>

### Phonemes we will be focusing on this week in school -



Pronunciation Phrase - z

Show me your teeth and buzz the z sound zzzzz



Pronunciation Phrase - qu

Pucker your mouth, then open it as you say qu qu qu



Pronunciation Phrase - ch

Pucker your lips and show your teeth; use your tongue as you say ch ch ch

**We will be reading and writing words.** Can you spot segment and blend these words and spot this week's phonemes?

zip

zap

buzz

fizz

quick

quit

chips

rich

**We will be reading sentences.** Can you spot any tricky words? Can you segment and blend the words and look out for this week's phonemes?

The bell can buzz.

I zip up her top.

The duck can quack.

I chop the big chips.

**We will be practising tricky words.** Can you spot the tricky part of the word?

go

no

to

into

his