

Our Learning

Week 2

Home Learning

Phonics:

This week, the children have been learning the digraphs 'sh, th, ng' and 'nk'. We have the tricky words we have learnt this week are 'he, she' and 'of'.

The flashcards for the new sounds will be in bookbags on Fridays.

Please complete the phonics activity below, as this will help support your child in consolidating their phonics knowledge.

[For parents | Letters and Sounds](#) for pronunciation of phonemes

Reading:

Your child will continue to bring home a new reading book each week. Please enjoy looking through the book together each day and record your reading in the diary. **Make sure your child's reading book and diary are in their book bag and brought to school each day**

Tricky words

Please continue to practise reading your tricky words at home using your tricky word book. Tick them off when they know them on sight.



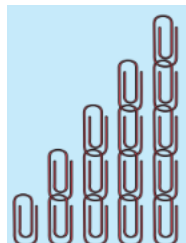
Maths suggestion

In Reception, we have been looking at the composition of number to 5 and have been recapping our knowledge of **one more** and **one less**.

Can you create a number line from 0-5 using everyday objects?

Can you recognise what is **one more** than each number as you move up the number line?

Can you recognise what is **one less** than each number as you move down the number line?



Reminders

- P.E. lessons have started. If you have not already done so, please remember to bring your child's P.E. kit into school as soon as possible.
- Please return any spare clothes you have borrowed from school; we are very low on spares if children get wet.
- If your child brings home any uniform that does not belong to them, please return it so we can reunite it with the rightful owner. Thanks

Next Week the children will be making a bed for a teddy bear. Please can all children bring in a **small** teddy bear on **Monday**.



Please do not send in teddy bears that are valuable as the children will be using glue, pens and paint when making beds for their bears.

If your child does not own a teddy bear please do not worry, we have spare teddy bears at school that they can use.

Next Week

Maths: In our maths lessons, we will be exploring mass and capacity. We will be using objects in the classroom and scales to help us recognise which object is the heaviest or lightest.

Topic: In our topic lessons, we will continue using the book 'Goldilocks and the Three Bears' to learn about how we keep ourselves healthy. We will learn about the importance of sleep and think about our bedtime routines.

Phonics: In our phonics lessons, we will be recapping the diagraphs we have learnt since coming back to school after Christmas.

New Tricky Words

we

he

be






















Maths Activity

Winter 1 More and 1 Less

Count the winter items. Then, write the numbers that are 1 less and 1 more in the circles.

1 less

1 more

Phonics Activity

What 3 letter words can you write?

I Spy with My Little Eye



Phonics sounds we have learnt this week.

Little Wandle - Letters and Sounds Reception Phonics Home Learning

Phase 2 - Autumn 2 Week 4

Focus - Phonemes sh / th / ng / nk



Please support your child to practise and reinforce the phonemes and graphemes we are learning in school. More information and support can be found on the Little Wandle website - <https://www.littlewandlelettersandsounds.org.uk/resources/for-parents/>

Phonemes we will be focusing on this week in school -



Pronunciation Phrase - sh

Show me your teeth and push the air out
shshshshsh



Pronunciation Phrase - th

Voiced: Tongue on your teeth, teeth almost closed to make a 'buzzing' **th**

Unvoiced: Tongue on your teeth and push the air out **th**



Pronunciation Phrase - ng

Open your mouth a bit and then use your tongue at the back of your mouth to say **ng ng ng**



Pronunciation Phrase - nk

Open your mouth a bit and then use your tongue at the back of your mouth to say **ngk ngk ngk**

We will be reading and writing words. Can you spot segment and blend these words and spot this week's phonemes?

shell

dish

this

moth

ring

thing

pink

sink

We will be reading sentences. Can you spot any tricky words? Can you segment and blend the words and look out for this week's phonemes?

I go to the shell shop.

Can a moth quack?

The big bell can ring.

Her top has pink and red dots.

We will be practising tricky words. Can you spot the tricky part of the word?

she

he

of

go

no