

Our Learning

Week 1

Home Learning

Phonics:

This week, the children have been reading longer words containing sounds previously taught.

Please complete the phonics activity below, as this will help support your child in consolidating their phonics knowledge.

[For parents | Letters and Sounds](#) for pronunciation of phonemes

Reading:

Your child will continue to bring home a new reading book each week. Please enjoy looking through the book together each day and record your reading in the diary. **Make sure your child's reading book and diary are in their book bag and brought to school each day**

Tricky words

Please continue to practise reading your tricky words at home using your tricky word book. Tick them off when they know them on sight.

In school, we have been listening to and singing along with tricky-word songs. You can use these at home too to help support your child's learning.



[Tricky Words and Sight Words Song](#)

[Phase 3 Tricky Words Song Say Hello To](#)

Maths suggestion

In maths this week we have explored numbers 11-15.

Have a go at this **number hunt** together- it's a fun and active way to help your child recognise and understand numbers 11–15.

- Write the numbers 11, 12, 13, 14, and 15 on separate pieces of paper.
- Hide them around a room for your child to find.
- When your child finds a number, ask them to:
 - Say its name
 - Clap the number of times
 - Find that many objects (e.g., 12 Lego bricks, 15 buttons)

Next Week

Maths: Next week, the children will be learning about the numbers 16–20. We will continue using ten frames to help them see these numbers as “ten and some more.” This supports their understanding of place value and helps them recognise numbers quickly and confidently.

Topic: Next week, we will be learning about the life cycle of a bean plant and will be using our knowledge of this to describe the progress of our beans that we have planted.

Phonics: In phonics next week, we will continue reading longer words using the *chunking* method (e.g. **hab-it, hel-met**). We will be revisiting the focus sounds **air** and **er**, as well as reviewing double-letter sounds such as **bb** and **tt**.

Reminders

- ❖ As the weather gets warmer, children are taking off their jumpers more often. Please make sure all jumpers are **clearly named**- each class has a box for jumpers at lunchtime, but it can be very difficult to reunite children with their own jumper if it isn't labelled.
- ❖ All reading books will be changed on Thursdays.
- ❖ Children will need to bring a pair of socks to school for P.E., as when changing- especially if they are wearing tights- it can be too warm and uncomfortable to wear leggings/shorts over them.

Phonics this week

**Little Wandle - Letters and Sounds
Reception Phonics Home Learning**

**Phase 3 - Spring 2 Week 1
Focus - Phase 3 phonemes**



Please support your child to practise and reinforce the phonemes and graphemes we are learning in school. More information and support can be found on the Little Wandle website - <https://www.littlewandlelettersandsounds.org.uk/resources/for-parents/>

Phonemes we will be focusing on this week in school -

ai	ee	igh	oa
oo	ar	or	ur
oo	ow	oi	ear

We will be reading and writing words. *Can you spot segment and blend these words and spot this week's phonemes?*

tail	deep	fight	load
food	hard	born	surf
foot	town	boil	hear

We will be reading sentences. *Can you spot any tricky words? Can you segment and blend the words and look out for this week's phonemes?*

The man has a long boat. He has buckets of carrots.
The night is dark. The cat has a curl in his tail.
We put the rabbit down on the carpet.








We will be practising tricky words. *Can you spot the tricky part of the word?*



is as his has the I

Phonics Activity

Phase 3 Worksheet Circle That Word!











Circle the word that matches the picture.

	foak foik fork frok
	carl curl corl cull
	chark sark shork shark
	harn hurn horn hon
	sorf surf sarf shurf
	cort coat curt cart
	toach torch torsh turch

	turnip tornip tarnip teenip
	stor star stur stoar

Number Matching 11 to 15

Cut and paste the numbers to match the pictures.

	<input type="text"/>
	<input type="text"/>
	<input type="text"/>
	<input type="text"/>
	<input type="text"/>
	<input type="text"/>
	<input type="text"/>
	<input type="text"/>
	<input type="text"/>
	<input type="text"/>

11 12 13 14 15 11 15 13 14 15