

Our Learning

Week 4

Home Learning

Phonics:

This week, we have been practising reading words with previously learnt sounds that end in '-ing', such as *marching* and *looking*. We will also continue reading compound words, such as *popcorn* and *rooftop*.

Please complete the phonics activity below, as this will help support your child in consolidating their phonics knowledge.

[For parents | Letters and Sounds](#) for pronunciation of phonemes

Reading:

Your child will continue to bring home a new reading book each week. Please enjoy looking through the book together each day and record your reading in the diary. **Make sure your child's reading book and diary are in their book bag and brought to school each day**

Tricky words

Please continue to practise reading your tricky words at home using your tricky word book. Tick them off when they know them on sight.

In school, we have been listening to and singing along with tricky-word songs. You can use these at home too to help support your child's learning.

[Tricky Words and Sight Words Song](#)

[Phase 3 Tricky Words Song Say Hello To](#)

Maths suggestion

1. Sharing objects

Ask your child to share small items (grapes, buttons, toys) between two people or teddies.

- If everything can be shared equally → it's an even number
- If one is left over → it's an odd number

2. Odd and even hunt

Look for numbers around the home or when out (house numbers, clocks, pages in books).

Ask: *Is it odd or even? How do you know?*



Next Week

Maths: Next week in maths, we will continue our theme of 'sharing' to recap our understanding of odd and even numbers. We will also practise counting beyond 20.

Topic: Next week, we will begin reading the story *The Great Pet Sale*. We will be thinking about what pets are and exploring how to look after them.

Phonics: Next week in phonics, children will learn that the grapheme 's' can sometimes make a /z/ sound within and at the end of words. They will also explore how adding '-s' and '-es' can change words to show plurals or actions happening now (present tense).


Reminders

- ❖ As the weather gets warmer, children are taking off their jumpers more often. Please make sure all jumpers are **clearly named**- each class has a box for jumpers at lunchtime, but it can be very difficult to reunite children with their own jumper if it isn't labelled.

The Great Pet Sale

As we begin reading *The Great Pet Sale*, it would be wonderful to hear about any pets your child has at home.

If your child would like to share, please feel free to send a photo of their pet to the school office, and we will enjoy looking at them together in class.



Phonics this week

Little Wandle - Letters and Sounds Reception Phonics Home Learning













Phase 3 - Spring 2 Week 4

Focus - Longer words / Words ending in *-ing* / Compound words



Please support your child to practise and reinforce the phonemes and graphemes we are learning in school. More information and support can be found on the Little Wandle website - <https://www.littlewandlelettersandsounds.org.uk/resources/for-parents/>

Phonemes we will be focusing on this week in school -

 ai	 ee	 ur	 ow
 igh	 oa	 oi	 ear
 oo	 oo	 air	 er
 ar	 or		

We will be reading and writing words. Can you spot segment and blend these words and spot this week's phonemes?

market

wooden

finger

river

looking

waiting

zooming

marching

singing

fighting

winking

farming

farmyard

popcorn

carpark

rooftop

We will be reading sentences. Can you spot any tricky words? Can you segment and blend the words and look out for this week's phonemes?

We are up at night looking at the moon.

It is fun chatting and singing on the rooftop garden.

We will be practising tricky words. Can you spot the tricky part of the word?

he

we

me

be




was

you

they

all

Phonics Activity

 Look and say	all	 Look, say and write	
 Cover and write			
my			
her			

Maths Activity

Frog Counting

Count the number of pictures in each row and write the answer in the circle.

Row 1: 9 small green frogs on lily pads. Row 2: 4 small green frogs on lily pads. Answer circle:

Row 1: 5 light green frogs. Row 2: 2 light green frogs. Answer circle:

Row 1: 6 colorful frogs. Row 2: 4 colorful frogs. Answer circle:

Row 1: 7 dark green frogs. Row 2: 5 dark green frogs. Answer circle:

Row 1: 10 green tadpoles. Row 2: 9 green tadpoles. Answer circle:

Row 1: 4 black frogs. Row 2: 1 black frog. Answer circle:

Row 1: 9 brown frogs. Row 2: 7 brown frogs. Answer circle:

Row 1: 8 tan frogs. Row 2: 3 tan frogs. Answer circle:

Row 1: 2 spotted frogs. Answer circle:

Row 1: 10 lily pads. Row 2: 10 lily pads. Answer circle: