

# Our Learning

Week 6

Home Learning

## **Phonics:**

In phonics, we have read CVCC words with short vowels, for example *help*. The tricky words we have learnt to spell are: **said, so, have, and like**.

Please complete the phonics activity below, as this will help support your child in consolidating their phonics knowledge.

[For parents | Letters and Sounds](#) for pronunciation of phonemes

## **Reading:**

Your child will continue to bring home a new reading book each week. Please enjoy looking through the book together each day and record your reading in the diary. **Make sure your child's reading book and diary are in their book bag and brought to school each day**

## **Tricky words**

Please continue to practise reading your tricky words at home using your tricky word book. Tick them off when they know them on sight.

In school, we have been listening to and singing along with tricky-word songs. You can use these at home too to help support your child's learning.

[Tricky Words and Sight Words Song](#)

[Phase 3 Tricky Words Song Say Hello To](#)

## **Maths suggestion**

Use paper cut-out shapes to practise turning shapes clockwise and anticlockwise.

Can your child talk about the vertices and sides, recognising that a shape's properties remain the same even when it is rotated?



### Next Week

**Maths:** After half term, we will continue our learning about shapes, exploring 2D shapes within 3D shapes. For example, a cuboid has 6 rectangle faces.

**Topic:** After half term, we will be learning about farms and exploring farming at home and abroad through stories, discussions, and creative activities.

**Phonics:** After half term in phonics, we will be reading CVCC words, for example *bench*, and CCVC words, for example *drum*.

We will also be learning to spell the tricky words: **some, come, love, and do**.

### Reminders

- ❖ As the weather gets warmer, children are taking off their jumpers more often. Please make sure all jumpers are **clearly named**- each class has a box for jumpers at lunchtime, but it can be very difficult to reunite children with their own jumper if it isn't labelled.

## Phonics this week

### Little Wandle - Letters and Sounds Reception Phonics Home Learning

Phase 4 - Summer 1 Week 1  
Focus - Short vowel words



Please support your child to practise and reinforce the phonemes and graphemes we are learning in school. More information and support can be found on the Little Wandle website - <https://www.littlewandlelettersandsounds.org.uk/resources/for-parents/>

#### Phonemes we will be focusing on this week in school -

s	a	t	i	n	m	d	g
o	c	k	ck	e	u	r	h
b	f	l	ff	ll	ss	j	v
w	x	y	z	zz	qu	ch	sh
th	ng	nk	ai	ee	igh	oa	oo/oo
ar	or	ur	ow	oi	ear	air	er

**We will be reading and writing words.** Can you spot segment and blend these words and spot this week's phonemes?

hand	jump	lift	soft
tent	wind	hump	nest
lost	thump	belt	pond

**We will be reading sentences.** Can you spot any tricky words? Can you segment and blend the words and look out for this week's phonemes?

We help the farmer put up the tent.

I can lift up the lamp so I can see the chart.


The best gift is the big green box.

**We will be practising tricky words.** Can you spot the tricky part of the word?

said	so	have	like
------	----	------	------

## Phonics Activity







- Can you write words to match the pictures? Answers (belt, wind, gift, bench, paint, milk)



# Phase 4 CVCC/CCVC Word Building Activity

The cheeky caterpillar has munched through all the words! Can you help to build the words by writing the letters in the phoneme frame?

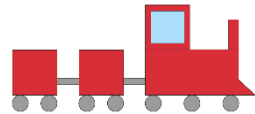
Word building activity featuring six leaves with three blank boxes each, and six corresponding images: a belt, a gift, a paint palette, a windmill, a bench, and a milk carton.



Each leaf has three empty boxes for writing phonemes. The leaves are arranged in two rows of three. The top row is associated with the windmill, bench, and milk carton. The bottom row is associated with the belt, gift, and paint palette.

**Maths Activity**

Can you create a picture of a train using the 2D shapes provided?  
Can you describe the shapes you use?  
-sides  
-vertices (corners)



**2D Shape Pictures**